


2016

ABSTRACT OF RATABLES CAPE MAY COUNTY



BOARD OF TAXATION

JAMES CAFIERO, JR., *President*

ELIZABETH BARRY, *Commissioner*

JOHN A. MCCANN, *Commissioner*

JOHN SNYDER, *Commissioner*

LU ANN WOWKANECH, *Commissioner*

G. R. BROWN, 3rd, *County Tax Administrator*

2016

CAPE MAY COUNTY TAX ASSESSORS

TAXING DISTRICT	ASSESSORS	ADDRESS	TELEPHONE
1. Avalon Borough	Jeffrey R. Hesley	3100 Dune Drive, Avalon	967-5754
2. Cape May City	Louis M. Belasco	643 Washington Street, Cape May	884-9545
3. Cape May Point Borough	Diane Kelly	215 Lighthouse Ave., Cape May Point	884-0269
4. Dennis Township	Patricia A. Sutton	571 Petersburg Road, Dennisville	861-9704
5. Lower Township	Jennifer M. Dowe	2600 Bayshore Road, Villas	886-2005
6. Middle Township	Lee Ann Russ	33 Mechanic Street, CMCH	465-8726
7. North Wildwood City	Jason Hesley	901 Atlantic Ave., North Wildwood	522-2030
8. Ocean City	Joseph Elliott	861 Asbury Ave., Ocean City	525-9374
9. Sea Isle City	Art Berrodin	4501 Park Road, Sea Isle City	263-4461
10. Stone Harbor Borough	Margaret Slavin	9508 Second Ave., Stone Harbor	368-6812
11. Upper Township	Megan McAfee	2100 Tuckahoe Road, Petersburg	628-2011
12. West Cape May Borough	Louis M. Belasco	732 Broadway, West Cape May	884-1005
13. West Wildwood Borough	Joseph M. Gallagher	701 W. Glenwood Ave., West Wildwood	522-4845
14. Wildwood City	Jason Hesley	4400 New Jersey Ave., Wildwood	522-2444
15. Wildwood Crest Borough	Kevin Maloney	6101 Pacific Ave., Wildwood Crest	729-8037
16. Woodbine Borough	John H. Miller	501 Washington Ave., Woodbine	861-2153

2016 ABSTRACT OF RATABLES FOR THE COUNTY OF CAPE MAY

TAXING DISTRICTS	1		2	3	4	5	6
	TAXABLE VALUE						
	(A)	(B)					
LAND	IMPROVEMENTS (INCLUDES PARTIAL EXEMPTIONS & ABATEMENTS)	TAXABLE VALUE OF LAND AND IMPROVEMENTS (COL 1A+1B)	TOTAL TAXABLE VALUE OF PARTIAL EXEMPTIONS & ABATEMENTS (ASSESSED VAL.)	NET TAXABLE VALUE OF LAND & IMPROVEMENTS (COL 2-3)	TAXABLE VALUE COMMUNICATION EQUIPMENT	NET TAXABLE VALUE (COL 4+5)	
01: AVALON BORO	5,479,529,900	1,945,322,800	7,424,852,700	0	7,424,852,700	862,511	7,425,715,211
02: CAPE MAY CITY	1,906,247,900	906,177,700	2,812,425,600	0	2,812,425,600	625,355	2,813,050,955
03: CAPE MAY POINT (r)	335,495,700	114,244,300	449,740,000	0	449,740,000	24,483	449,764,483
04: DENNIS TWP	430,934,800	446,286,700	877,221,500	0	877,221,500	1,795,285	879,016,785
05: LOWER TWP	1,893,047,900	1,717,331,000	3,610,378,900	0	3,610,378,900	4,212,178	3,614,591,078
06: MIDDLE TWP	1,444,367,100	1,275,932,800	2,720,299,900	0	2,720,299,900	6,816,205	2,727,116,105
07: NORTH WILDWOOD CITY (r)	1,457,953,300	1,123,695,800	2,581,649,100	0	2,581,649,100	454,257	2,582,103,357
08: OCEAN CITY (c)	7,324,348,800	4,110,100,200	11,434,449,000	0	11,434,449,000	2,873,724	11,437,322,724
09: SEA ISLE CITY (R)	3,138,661,200	1,376,766,100	4,515,427,300	0	4,515,427,300	0	4,515,427,300
10: STONE HARBOR	3,641,238,300	800,214,400	4,441,452,700	0	4,441,452,700	304,621	4,441,757,321
11: UPPER TOWNSHIP	882,856,100	903,735,700	1,786,591,800	0	1,786,591,800	4,097,961	1,790,689,761
12: WEST CAPE MAY	290,595,200	166,974,100	457,569,300	0	457,569,300	146,736	457,716,036
13: WEST WILDWOOD	173,161,300	73,584,900	246,746,200	0	246,746,200	77,404	246,823,604
14: WILDWOOD CITY	727,677,300	685,654,500	1,413,331,800	1,113,200	1,412,218,600	2,033,669	1,414,252,269
15: WILDWOOD CREST	1,445,712,200	846,328,200	2,292,040,400	0	2,292,040,400	257,310	2,292,297,710
16: WOODBINE BORO	81,658,500	95,937,100	177,595,600	0	177,595,600	837,702	178,433,302
CAPE MAY	30,653,485,500	16,588,286,300	47,241,771,800	1,113,200	47,240,658,600	25,419,401	47,266,078,001

r=reassessment R=Revaluation c=compliance

2016 ABSTRACT OF RATABLES FOR THE COUNTY OF CAPE MAY

TAXING DISTRICTS	7	8	9		10		11
	GENERAL TAX RATE PER \$100	COUNTY EQUALI- ZATION RATIO	TRUE VALUE		EQUALIZATION		
			(A) UEZ ABATEMENT EXPIRED	(B) CLASS II RAILROADS	(A) AMOUNTS DEDUCTED	(B) AMOUNTS ADDED	
01: AVALON BORO	.550	93.48%	0	0		523,930,727	7,949,645,938
02: CAPE MAY CITY	.832	104.23%	0	0	101,896,793		2,711,154,162
03: CAPE MAY POINT	.574	100.86%	0	0	3,792,265		445,972,218
04: DENNIS TWP	1.543	100.10%	0	0		234,533	879,251,318
05: LOWER TWP	1.673	95.82%	0	0		166,974,946	3,781,566,024
06: MIDDLE TWP	1.676	104.15%	0	0	102,676,044		2,624,440,061
07: NORTH WILDWOOD CITY	1.218	102.11%	0	0	45,178,415		2,536,924,942
08: OCEAN CITY	.907	97.07%	0	0		370,892,361	11,808,215,085
09: SEA ISLE CITY	.672	101.15%	0	0	48,492,032		4,466,935,268
10: STONE HARBOR	.535	107.62%	0	0	310,930,750		4,130,826,571
11: UPPER TOWNSHIP	1.772	92.31%	0	0		149,426,364	1,940,116,125
12: WEST CAPE MAY	1.222	104.30%	0	0	18,471,180		439,244,856
13: WEST WILDWOOD	1.427	111.02%	0	0	24,322,239		222,501,365
14: WILDWOOD CITY	2.324	99.85%	0	0		13,993,294	1,428,245,563
15: WILDWOOD CREST	1.194	107.08%	0	0	141,620,776		2,150,676,934
16: WOODBINE BORO	1.446	117.26%	0	0	24,570,184		153,863,118
CAPE MAY		%	0	0	821,950,678	1,225,452,225	47,669,579,548

2016 ABSTRACT OF RATABLES FOR THE COUNTY OF CAPE MAY

TAXING DISTRICT	SECTION 12 - A							
	(i)	(ii)				(iii)	(iv)	(v)
	TOTAL COUNTY TAXES APPORTIONED	ADJUSTMENTS RESULTING FROM:				NET COUNTY TAXES APPORTIONED	MUNICIPAL BUDGET STATE AID	NET COUNTY TAXES APPORTIONED LESS STATE AID (COL.12 AIII-12AIV-COUNTY BPP ADJUSTMENT)
		(A)		(B)				
EQUAL TABLE APPEALS			APPEALS & CORRECTIONS					
	DEDUCT OVERPAY	ADD UNDERPAY	DEDUCT OVERPAY	ADD UNDERPAY				
01: AVALON BORO	17,325,770.78	.00	.00	1,490.42	.00	17,324,280.36	.00	17,324,280.36
02: CAPE MAY CITY	5,908,795.93	.00	.00	5,443.00	.00	5,903,352.93	.00	5,903,352.93
03: CAPE MAY POINT	971,969.38	.00	.00	955.54	.00	971,013.84	.00	971,013.84
04: DENNIS TWP	1,916,274.88	.00	.00	3,378.63	.00	1,912,896.25	.00	1,912,896.25
05: LOWER TWP	8,241,693.61	.00	.00	6,662.56	.00	8,235,031.05	.00	8,235,031.05
06: MIDDLE TWP	5,719,807.81	.00	.00	12,644.53	.00	5,707,163.28	.00	5,707,163.28
07: NORTH WILDWOOD CITY	5,529,073.92	.00	.00	49,347.59	.00	5,479,726.33	.00	5,479,726.33
08: OCEAN CITY	25,735,288.02	.00	.00	8,546.36	.00	25,726,741.66	.00	25,726,741.66
09: SEA ISLE CITY	9,735,414.27	.00	.00	26,669.23	.00	9,708,745.04	.00	9,708,745.04
10: STONE HARBOR	9,002,885.77	.00	.00	22,939.92	.00	8,979,945.85	.00	8,979,945.85
11: UPPER TOWNSHIP	4,228,365.33	.00	.00	5,989.34	.00	4,222,375.99	.00	4,222,375.99
12: WEST CAPE MAY	957,307.50	.00	.00	726.19	.00	956,581.31	.00	956,581.31
13: WEST WILDWOOD	484,928.22	.00	.00	4,256.84	.00	480,671.38	.00	480,671.38
14: WILDWOOD CITY	3,112,774.51	.00	.00	22,392.70	.00	3,090,381.81	.00	3,090,381.81
15: WILDWOOD CREST	4,687,269.83	.00	.00	22,294.80	.00	4,664,975.03	.00	4,664,975.03
16: WOODBINE BORO	335,336.09	.00	.00	744.38	.00	334,591.71	.00	334,591.71
CAPE MAY	103,892,955.85	.00	.00	194,482.03	.00	103,698,473.82	.00	103,698,473.82

2016 ABSTRACT OF RATABLES FOR THE COUNTY OF CAPE MAY

TAXING DISTRICTS	SECTION 12 - B			SECTION 12 - C		
	(A)	(B)	(C)	LOCAL TAXES TO BE RAISED FOR:		
	COUNTY LIBRARY TAXES APPORTIONED	COUNTY HEALTH SERVICE TAXES APPORTIONED	COUNTY OPEN SPACE TAXES APPORTIONED	(i) DISTRICT SCHOOL PURPOSES		
				(A) DISTRICT SCHOOL (adjusted for BPP)	(B) REG., CONSOL. & JOINT SCHOOL (adjusted for BPP)	(C) LOCAL SCHOOL (adjusted for BPP)
01: AVALON BORO	.00	.00	796,512.41	3,078,694.00	.00	.00
02: CAPE MAY CITY	787,997.04	.00	271,408.28	1,804,282.00	4,998,007.00	.00
03: CAPE MAY POINT	129,611.90	.00	44,643.51	103,118.00	.00	.00
04: DENNIS TWP	255,340.54	.00	87,946.36	9,398,460.00	.00	.00
05: LOWER TWP	1,099,242.48	.00	378,591.10	16,545,016.00	14,040,457.00	.00
06: MIDDLE TWP	761,792.11	.00	262,382.16	26,601,358.00	.00	.00
07: NORTH WILDWOOD CITY	731,075.70	.00	251,746.74	6,895,489.00	.00	.00
08: OCEAN CITY	.00	.00	1,182,794.63	24,788,727.00	.00	.00
09: SEA ISLE CITY	1,295,921.28	.00	446,345.85	1,827,302.00	.00	.00
10: STONE HARBOR	1,198,578.38	.00	412,741.64	2,444,516.00	.00	.00
11: UPPER TOWNSHIP	563,606.17	.00	194,122.46	23,664,000.00	.00	.00
12: WEST CAPE MAY	127,687.75	.00	43,978.01	1,043,241.00	1,814,363.00	.00
13: WEST WILDWOOD	64,144.62	.00	22,085.76	1,232,343.00	.00	.00
14: WILDWOOD CITY	412,199.74	.00	141,899.56	10,814,900.00	.00	.00
15: WILDWOOD CREST	622,540.11	.00	214,380.81	6,886,530.00	.00	.00
16: WOODBINE BORO	44,660.55	.00	15,378.67	1,761,348.00	.00	.00
CAPE MAY	8,094,398.37	.00	4,766,957.95	138,889,324.00	20,852,827.00	.00

2016 ABSTRACT OF RATABLES FOR THE COUNTY OF CAPE MAY

TAXING DISTRICTS	SECTION 12 - C			SECTION 12 - D TOTAL LEVY ON WHICH TAX RATE IS COMPUTED
	LOCAL TAXES TO BE RAISED FOR:			
	(ii) LOCAL MUNICIPAL PURPOSES			
	(A) MUNICIPAL BUDGET (adjusted for BPP)	(B) MUNICIPAL OPEN SPACE BUDGET	(C) MUNICIPAL LIBRARY BUDGET	
01: AVALON BORO	16,800,000.00	.00	2,627,096.00	40,626,582.77
02: CAPE MAY CITY	9,537,143.01	.00	.00	23,302,190.26
03: CAPE MAY POINT	1,330,000.00	.00	.00	2,578,387.25
04: DENNIS TWP	1,876,449.45	.00	.00	13,531,092.60
05: LOWER TWP	20,086,897.94	.00	.00	60,385,235.57
06: MIDDLE TWP	12,313,098.66	.00	.00	45,645,794.21
07: NORTH WILDWOOD CITY	18,001,930.63	.00	.00	31,359,968.40
08: OCEAN CITY	48,008,642.34	.00	3,879,130.00	103,586,035.63
09: SEA ISLE CITY	16,936,675.69	.00	.00	30,214,989.86
10: STONE HARBOR	10,615,000.00	.00	.00	23,650,781.87
11: UPPER TOWNSHIP	3,061,538.99	.00	.00	31,705,643.61
12: WEST CAPE MAY	1,600,541.04	.00	.00	5,586,392.11
13: WEST WILDWOOD	1,719,074.29	.00	.00	3,518,319.05
14: WILDWOOD CITY	18,370,247.30	.00	.00	32,829,628.41
15: WILDWOOD CREST	14,921,817.42	.00	.00	27,310,243.37
16: WOODBINE BORO	417,677.00	.00	.00	2,573,655.93
CAPE MAY	195,596,733.76	.00	6,506,226.00	478,404,940.90

2016 ABSTRACT OF RATABLES FOR THE COUNTY OF CAPE MAY

TAXING DISTRICTS	SECTION 13						
	REAL PROPERTY EXEMPT FROM TAXATION						
	(A) PUBLIC SCHOOL	(B) OTHER SCHOOL	(C) PUBLIC PROPERTY	(D) CHURCH AND CHARITABLE	(E) CEMETERIES AND GRAVEYARDS	(F) OTHER EXEMPTS	(G) TOTAL AMOUNT OF EXEMPTS (13A+B+C+D+E+F)
01: AVALON BORO	6,632,000	13,057,500	135,108,300	32,571,800	0	5,475,800	192,845,400
02: CAPE MAY CITY	14,951,400	0	100,764,700	58,673,700	0	259,368,500	433,758,300
03: CAPE MAY POINT	0	0	31,875,800	9,510,100	0	2,732,900	44,118,800
04: DENNIS TWP	13,625,800	4,195,100	63,817,000	6,535,600	842,100	9,069,900	98,085,500
05: LOWER TWP	54,145,500	1,194,900	113,667,600	44,446,500	987,000	18,257,100	232,698,600
06: MIDDLE TWP	126,822,000	1,107,000	191,960,200	110,578,500	1,842,300	62,747,700	495,057,700
07: NORTH WILDWOOD CITY	0	0	156,201,700	28,253,500	0	10,622,000	195,077,200
08: OCEAN CITY	73,997,300	2,660,800	207,849,900	114,274,700	0	36,007,100	434,789,800
09: SEA ISLE CITY	7,095,700	5,748,300	102,431,600	10,306,300	0	7,812,800	133,394,700
10: STONE HARBOR	9,805,000	0	259,900,000	14,375,600	0	15,090,400	299,171,000
11: UPPER TOWNSHIP	24,845,200	0	94,957,500	11,786,500	924,800	12,155,300	144,669,300
12: WEST CAPE MAY	1,937,900	0	6,353,400	532,800	459,300	811,100	10,094,500
13: WEST WILDWOOD	0	0	8,322,400	393,100	0	641,700	9,357,200
14: WILDWOOD CITY	16,258,500	4,215,300	94,323,800	22,888,200	0	72,411,200	210,097,000
15: WILDWOOD CREST	14,523,000	0	66,474,500	16,832,000	0	4,026,600	101,856,100
16: WOODBINE BORO	2,759,200	0	100,775,200	5,900,400	147,200	0	109,582,000
CAPE MAY	367,398,500	32,178,900	1,734,783,600	487,859,300	5,202,700	517,230,100	3,144,653,100

2016 ABSTRACT OF RATABLES FOR THE COUNTY OF CAPE MAY

TAXING DISTRICTS	SECTION 14				SECTION 15	
	AMOUNT OF MISCELLANEOUS REVENUES TO SUPPORT LOCAL BUDGET				DEDUCTIONS ALLOWED	
	(A) SURPLUS REVENUE	(B) MISCELLANEOUS REVENUES ANTICIPATED	(C) RECEIPTS FROM DELINQUENT TAX	(D) TOTAL OF MISCELLANEOUS REVENUES (COL. 14A+B+C)	(A) SENIOR CITIZEN, DISABLED AND SURVIVING SPOUSE	(B) VETERANS AND WIDOWS
01: AVALON BORO	4,099,386.16	2,894,133.96	475,000.00	7,468,520.12	2,500.00	27,000.00
02: CAPE MAY CITY	2,184,000.00	5,433,366.00	232,000.00	7,849,366.00	3,000.00	36,500.00
03: CAPE MAY POINT	190,878.78	241,774.09	25,000.00	457,652.87	500.00	4,250.00
04: DENNIS TWP	425,000.00	1,920,867.00	290,000.00	2,635,867.00	12,750.00	66,250.00
05: LOWER TWP	2,180,000.00	4,046,856.48	800,000.00	7,026,856.48	90,500.00	291,000.00
06: MIDDLE TWP	1,641,000.00	6,430,549.38	75,000.00	8,146,549.38	41,250.00	168,250.00
07: NORTH WILDWOOD CITY	2,800,000.00	7,522,159.00	.00	10,322,159.00	15,575.00	65,400.00
08: OCEAN CITY	3,650,000.00	18,793,519.19	750,000.00	23,193,519.19	9,750.00	114,500.00
09: SEA ISLE CITY	2,100,000.00	4,056,496.40	300,000.00	6,456,496.40	3,000.00	32,250.00
10: STONE HARBOR	1,512,420.47	2,625,002.71	140,000.00	4,277,423.18	750.00	12,500.00
11: UPPER TOWNSHIP	930,000.00	7,746,046.00	540,000.00	9,216,046.00	19,000.00	116,500.00
12: WEST CAPE MAY	354,000.00	240,639.77	120,000.00	714,639.77	1,750.00	10,250.00
13: WEST WILDWOOD	414,000.00	239,270.24	145,000.00	798,270.24	4,000.00	9,000.00
14: WILDWOOD CITY	1,975,000.00	7,553,157.99	30,000.00	9,558,157.99	13,500.00	33,000.00
15: WILDWOOD CREST	3,000,000.00	5,742,040.09	400,000.00	9,142,040.09	11,500.00	42,500.00
16: WOODBINE BORO	525,000.00	1,435,244.00	40,000.00	2,000,244.00	2,000.00	12,250.00
CAPE MAY	27,980,685.41	76,921,122.30	4,362,000.00	109,263,807.71	231,325.00	1,041,400.00

2016 ABSTRACT OF RATABLES FOR THE COUNTY OF CAPE MAY

TAXING DISTRICTS	ADDENDUM TO ABSTRACT OF RATABLES -- ASSESSED VALUE OF PARTIAL EXEMPTIONS & ABATEMENTS (CONTINUED)							
	(10) DWELLING ABATEMENT	(11) DWELLING EXEMPTION	(12) NEW DWELLING CONVERSION ABATEMENT	(13) NEW DWELLING CONVERSION EXEMPTION	(14) MULTI-DWELLING EXEMPTION	(15) MULTI-DWELLING ABATEMENT	(16) COMMERCIAL/ INDUSTRIAL EXEMPTION	(17) TOTAL VALUE
01: AVALON BORO	0	0	0	0	0	0	0	0
02: CAPE MAY CITY	0	0	0	0	0	0	0	0
03: CAPE MAY POINT	0	0	0	0	0	0	0	0
04: DENNIS TWP	0	0	0	0	0	0	0	0
05: LOWER TWP	0	0	0	0	0	0	0	0
06: MIDDLE TWP	0	0	0	0	0	0	0	0
07: NORTH WILDWOOD CITY	0	0	0	0	0	0	0	0
08: OCEAN CITY	0	0	0	0	0	0	0	0
09: SEA ISLE CITY	0	0	0	0	0	0	0	0
10: STONE HARBOR	0	0	0	0	0	0	0	0
11: UPPER TOWNSHIP	0	0	0	0	0	0	0	0
12: WEST CAPE MAY	0	0	0	0	0	0	0	0
13: WEST WILDWOOD	0	0	0	0	0	0	0	0
14: WILDWOOD CITY	0	1,113,200	0	0	0	0	0	1,113,200
15: WILDWOOD CREST	0	0	0	0	0	0	0	0
16: WOODBINE BORO	0	0	0	0	0	0	0	0
CAPE MAY	0	1,113,200	0	0	0	0	0	1,113,200

2016 ABSTRACT OF RATABLES FOR THE COUNTY OF CAPE MAY

TAXING DISTRICTS	ADDENDUM -- EQUALIZED VALUE BASED ON IN LIEU OF TAXES (COL.10B)				
	(1) C.12 PL 1977 IN LIEU OF TAX	(2) NJ HOUSING FINANCE AGENCY	(3) URBAN RENEWAL	(4) OTHER	(5) TOTAL
01: AVALON BORO	0	0	0	0	0
02: CAPE MAY CITY	0	0	0	0	0
03: CAPE MAY POINT	0	0	0	0	0
04: DENNIS TWP	0	0	0	0	0
05: LOWER TWP	0	0	0	0	0
06: MIDDLE TWP	0	0	0	0	0
07: NORTH WILDWOOD CITY	0	0	0	0	0
08: OCEAN CITY	0	0	0	0	0
09: SEA ISLE CITY	0	0	0	0	0
10: STONE HARBOR	0	0	0	0	0
11: UPPER TOWNSHIP	0	0	0	0	0
12: WEST CAPE MAY	0	0	0	0	0
13: WEST WILDWOOD	0	0	0	0	0
14: WILDWOOD CITY	0	0	0	0	0
15: WILDWOOD CREST	0	0	0	0	0
16: WOODBINE BORO	0	0	0	0	0
CAPE MAY	0	0	0	0	0

2016 ABSTRACT OF RATABLES FOR THE COUNTY OF CAPE MAY

TAXING DISTRICTS	BREAKDOWN OF GENERAL TAX RATE											
	COUNTY TAX	LIBRARY TAX	HEALTH SERVICE TAX	COUNTY OPEN SPACE TAX	DISTRICT SCHOOL TAX	REGIONAL SCHOOL TAX	LOCAL SCHOOL TAX	MUNICIPAL PURPOSE TAX	MUNICIPAL OPEN SPACE TAX	MUNICIPAL LIBRARY TAX	GENERAL TAX RATE	EFFECTIVE TAX RATE
01: AVALON BORO	.234	.000	.000	.011	.042	.000	.000	.227	.000	.036	.550	.511
02: CAPE MAY CITY	.210	.029	.000	.010	.065	.178	.000	.340	.000	.000	.832	.859
03: CAPE MAY POINT	.216	.029	.000	.010	.023	.000	.000	.296	.000	.000	.574	.578
04: DENNIS TWP	.218	.030	.000	.011	1.070	.000	.000	.214	.000	.000	1.543	1.539
05: LOWER TWP	.228	.031	.000	.011	.458	.389	.000	.556	.000	.000	1.673	1.597
06: MIDDLE TWP	.210	.028	.000	.010	.976	.000	.000	.452	.000	.000	1.676	1.739
07: NORTH WILDWOOD CITY	.213	.029	.000	.010	.268	.000	.000	.698	.000	.000	1.218	1.236
08: OCEAN CITY	.225	.000	.000	.011	.217	.000	.000	.420	.000	.034	.907	.877
09: SEA ISLE CITY	.216	.029	.000	.010	.041	.000	.000	.376	.000	.000	.672	.676
10: STONE HARBOR	.203	.027	.000	.010	.056	.000	.000	.239	.000	.000	.535	.573
11: UPPER TOWNSHIP	.236	.032	.000	.011	1.322	.000	.000	.171	.000	.000	1.772	1.634
12: WEST CAPE MAY	.209	.028	.000	.010	.228	.397	.000	.350	.000	.000	1.222	1.272
13: WEST WILDWOOD	.195	.026	.000	.009	.500	.000	.000	.697	.000	.000	1.427	1.581
14: WILDWOOD CITY	.219	.030	.000	.011	.765	.000	.000	1.299	.000	.000	2.324	2.299
15: WILDWOOD CREST	.204	.028	.000	.010	.301	.000	.000	.651	.000	.000	1.194	1.270
16: WOODBINE BORO	.188	.026	.000	.009	.988	.000	.000	.235	.000	.000	1.446	1.673

CAPE MAY COUNTY

2016 RATABLE SUMMARY

MUNICIPALITY	CLASS 1	CLASS 2	CLASS 3A	CLASS 3B	CLASS 4A	CLASS 4B	CLASS 4C	PUB. UTIL.	TOTAL
AVALON BORO	177,766,900	7,080,456,300	0	0	166,629,500	0	0	862,511	7,425,715,211
CAPE MAY CITY	62,194,300	2,187,231,000	0	0	429,579,600	0	133,420,700	625,355	2,813,050,955
CAPE MAY POINT	27,995,000	420,927,600	0	0	817,400	0	0	24,483	449,764,483
DENNIS TWP	30,241,400	642,097,400	14,797,200	1,574,400	188,511,100	0	0	1,795,285	879,016,785
LOWER TWP	68,016,300	3,261,711,400	5,052,600	577,600	263,588,800	0	11,432,200	4,212,178	3,614,591,078
MIDDLE TWP	116,448,800	2,039,926,900	9,243,800	1,162,500	544,935,300	4,844,200	3,738,400	6,816,205	2,727,116,105
NORTH WILDWOOD CITY	35,064,000	2,274,419,400	0	0	241,340,700	0	30,825,000	454,257	2,582,103,357
OCEAN CITY	160,014,800	10,734,629,900	0	0	495,865,000	733,300	43,206,000	2,873,724	11,437,322,724
SEA ISLE CITY	82,146,000	4,306,266,600	0	0	127,014,700	0	0	0	4,515,427,300
STONE HARBOR	82,610,800	4,190,757,900	0	0	165,428,800	0	2,655,200	304,621	4,441,757,321
UPPER TOWNSHIP	68,087,600	1,492,005,400	8,029,200	502,200	198,925,300	16,992,600	2,049,500	4,097,961	1,790,689,761
WEST CAPE MAY	18,128,200	399,794,400	3,301,300	210,200	35,069,100	0	1,066,100	146,736	457,716,036
WEST WILDWOOD	23,759,000	213,441,200	0	0	9,013,300	0	532,700	77,404	246,823,604
WILDWOOD CITY	31,899,100	899,171,800	0	0	424,153,300	3,671,900	53,322,500	2,033,669	1,414,252,269
WILDWOOD CREST	26,464,500	1,938,005,900	0	0	312,409,900	0	15,160,100	257,310	2,292,297,710
WOODBINE BORO	7,553,200	132,312,100	3,769,500	102,100	26,959,600	3,249,100	3,650,000	837,702	178,433,302
COUNTY TOTALS	1,018,389,900	42,213,155,200	44,193,600	4,129,000	3,630,241,400	29,491,100	301,058,400	25,419,401	47,266,078,001


2016 SPECIAL TAXING DISTRICT SUMMARY

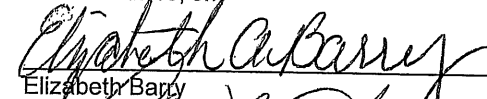
<u>DISTRICT</u>	<u>ASSESSED VALUATION</u>	<u>TOTAL LEVY</u>	<u>TAX RATE/\$100</u>
<u>Dennis Township</u>			
Fire District #1	510,933,019	350,000	0.069
Fire District #2	268,658,102	279,005	0.103
Fire District #3	<u>99,425,665</u>	<u>164,284</u>	0.165
Total	\$879,016,786	\$793,289	-
<u>Lower Township</u>			
Fire District #1	941,055,837	562,238	0.060
Fire District #2	1,489,106,595	934,090	0.063
Fire District #3	<u>1,184,428,646</u>	<u>755,296</u>	0.064
Total	\$3,614,591,078	\$2,251,624	-
<u>Middle Township</u>			
Fire District #1	1,665,776,172	1,216,641	0.073
Fire District #2	614,307,111	536,800	0.087
Fire District #3	290,297,174	475,277	0.165
Fire District #4	<u>156,735,648</u>	<u>161,729</u>	0.103
Total	\$2,727,116,105	\$2,390,447	-
<u>Upper Township</u>			
Fire District #1	275,868,821	81,922	0.030
Fire District #2	300,303,639	486,800	0.162
Fire District #3	672,175,862	555,665	0.083
Fire District #4	<u>542,341,439</u>	<u>532,250</u>	0.098
Total	\$1,790,689,761	\$1,656,637	-
<u>North Wildwood</u>			
SID Boardwalk No. 1	\$58,743,400	\$55,000	0.094
<u>Wildwood</u>			
SID No. 1 Boardwalk	\$138,175,100	\$255,000	0.185
SID No. 2 Business	\$203,527,600	\$325,000	0.160


2016 ABSTRACT OF RATABLES FOR THE COUNTY OF CAPE MAY


Total Amount of Miscellaneous Revenues (included Surplus Revenues Appropriated) for the Support of the County Budget	47,587,342.18
Rate per \$100 to be applied to Column 11 for apportionment of County Taxes		.21794393
Net County Taxes Apportioned (Column 12 A iii)	103,698,473.82
* Adjustments (Net Total (Column 12 A i))		194,482.03
* Net Overpayments are added to the Net Taxes Apportioned Net Underpayments are deducted from the Net Taxes Apportioned		
Rate per \$100 to be applied to Column 11 for apportionment of Library Taxes02909275
Rate per \$100 to be applied to Column 11 for apportionment of Health Taxes00000000
Rate per \$100 to be applied to Column 11 for apportionment of Open Space Taxes01002037
County Percentage Level of Taxable Value of Real Property is 100%		


CAPE MAY COUNTY BOARD OF TAXATION



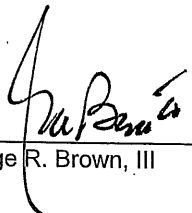
 James Caffero, Jr.


 Elizabeth Barry


 LuAnn Wowkanech



 John Snyder


 John McCann

ATTEST: 

 George R. Brown, III

I hereby certify this to be a true copy of the Abstract of Ratables and Exemptions for the County of CAPE MAY, State of New Jersey for the year 2016 as filed with me by the CAPE MAY County Board of Taxation



 Francine Springer
 Chief Financial Officer

CAPE MAY COUNTY 2016 LINE ITEM BREAKDOWN

MUNICIPALITY	1	2	3A	3B	4A	4B	4C	5	6	15A	15B	15C	15D	15E	15F	TOTAL
01 AVALON BORO	146	5,330	0	0	160	0	0	0	1	1	3	113	9	0	4	5,767
02 CAPE MAY CITY	176	3,416	0	0	258	0	103	0	1	4	0	175	15	0	42	4,190
03 CAPE MAY POINT	62	612	0	0	1	0	0	0	1	0	0	24	6	0	3	709
04 DENNIS TWP	534	3,504	65	219	223	0	0	0	1	5	1	579	17	10	51	5,209
05 LOWER TWP	740	14,220	14	54	332	0	5	0	1	7	2	357	131	5	83	15,951
06 MIDDLE TWP	2,721	8,436	39	44	539	3	9	1	1	12	1	629	106	8	77	12,626
07 NORTH WILDWOOD CITY	147	7,469	0	0	214	0	56	0	1	0	0	100	21	0	21	8,029
08 OCEAN CITY	722	18,067	0	0	587	2	43	0	1	6	3	894	46	0	45	20,416
09 SEA ISLE CITY	412	6,526	0	0	181	0	0	0	1	1	2	353	6	0	10	7,492
10 STONE HARBOR	54	2,904	0	0	194	0	1	0	1	2	0	57	7	0	6	3,226
11 UPPER TOWNSHIP	1,067	5,604	31	81	328	1	4	35	1	5	0	1,812	22	6	40	9,037
12 WEST CAPE MAY	104	912	5	11	37	0	2	3	1	2	0	36	1	1	3	1,118
13 WEST WILDWOOD	155	772	0	0	10	0	2	0	1	0	0	35	1	0	4	980
14 WILDWOOD CITY	257	4,397	0	0	620	5	165	0	1	2	1	74	30	0	24	5,576
15 WILDWOOD CREST	72	5,062	0	0	141	0	30	0	1	5	0	77	8	0	10	5,406
16 WOODBINE BORO	163	1,088	13	23	60	6	1	1	1	2	0	197	21	2	0	1,578
** COUNTY TOTALS	7,532	88,319	167	432	3,885	17	421	40	16	54	13	5,512	447	32	423	107,310

CLASS 1: VACANT	CLASS 2: RESIDENTIAL	CLASS 3A: REGULAR FARM	CLASS 3B: QUALIFIED FARM	CLASS 4A: COMMERCIAL
CLASS 4B: INDUSTRIAL	CLASS 4C: APARTMENTS	CLASS 5: RAILROADS	CLASS 6: PERS. PROPERTY	CLASS 15A: PUBLIC SCHOOL
CLASS 15B: OTHER SCHOOL	CLASS 15C: PUBLIC PROP.	CLASS 15D: CHURCH & CHAR.	CLASS 15E: CEMETERIES	CLASS 15F: OTHER

**CAPE MAY COUNTY BOARD OF TAXATION
7 N. MAIN STREET
CAPE MAY COURT HOUSE, NEW JERSEY 08210
PHONE: (609) 465-1030
FAX: (609) 463-6395**